



Capital Asset Advisory Committee Meeting Agenda

Date/Time: Thursday, January 21, 2021 8:00 a.m. – 10:00 a.m.

Location: 809 Quail St., Bldg. #4, Lakewood, CO or ZOOM

Capital Asset Advisory Committee Members:

Gordon Calahan, Megan Castle, Kathy Hodgson, George Latuda, Tom Murray, M. L. Richardson, Brittney Warga, Jeff Wilhite

Staff: Kristopher Schuh, Steve Bell, Heather Frizzell, Jason Hendricks, Bruce Huxley, Berry Jones, Tammy Schiff, Nicole Stewart, Maureen Wolsborn, Kathleen Askelson, Tim Reed, Robin Acree

Agenda items:

- General
 - o CIP Update
 - o Discussion
 - Revised reporting document
 - Kathleen Askelson Report
 - Charter Premium Sharing
 - Projects to be sent to BOE for approval
 - Other
 - o Work in Progress Report
- Communications
 - o General Update
 - o Enrollment Membership
- Planning/Property Management Update
 - o General Update
- Construction Management Update
 - o General Update
 - o 2021 District Wide HVAC Bid
 - o Status Reports and Schedule Updates
 - H/G -Bond
 - 19M Programs
 - 20M Programs
 - 21M Programs
 - Forecast Remaining Funds Management
 - o Summary of Contingency and Remaining Program Funds

▪ Unallocated Cumulative Program Contingency	\$ 5,543,272.46
▪ Forecast Remaining Contingency in Projects	(\$ <u>85,945.15</u>)
▪ Sub Total	\$ 5,629,217.61
▪ Unallocated H/G Bond	\$ 115,370,711.00
▪ Forecast Remaining Contingency in H Projects	(\$ <u>10,623,353.00</u>)
▪ Sub Total	\$ 104,747,358.00
▪ Total	\$ 110,376,575.61
▪ Compares to Previous Month of	\$ 51,708,351.81



- Other Committee Items

Proposed Schedule for 2021 –

Thursday, February 18, 2021

Thursday, March 18, 2021

Thursday, April 15, 2021

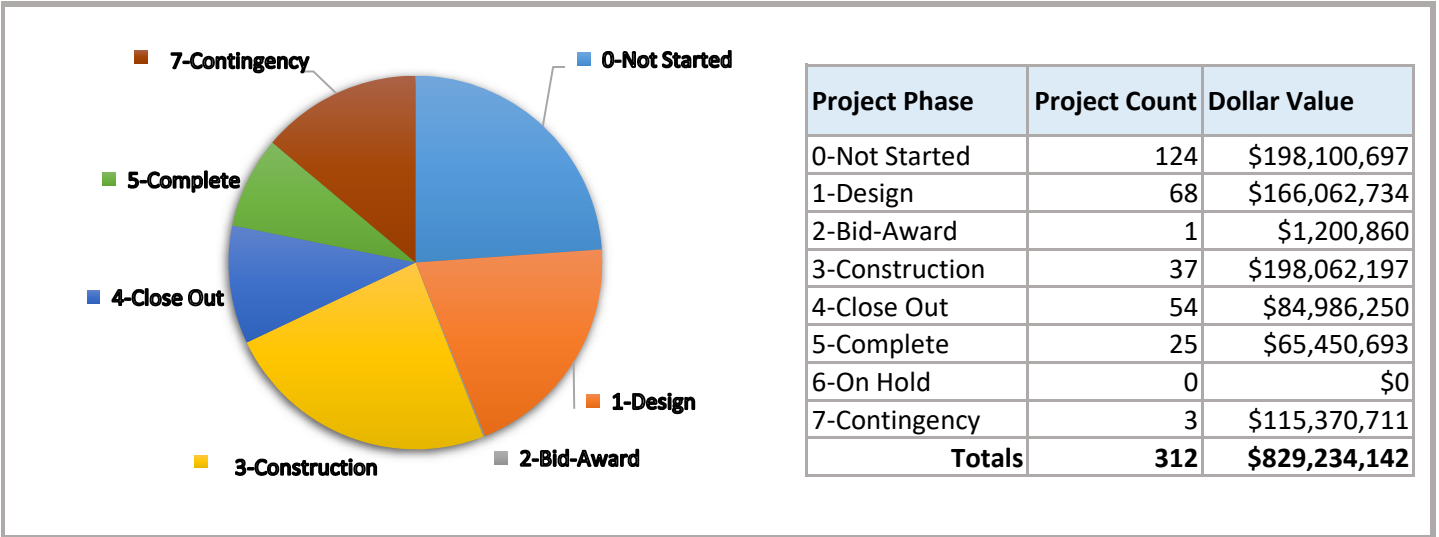
Thursday, May 20, 2021

Thursday, June 17, 2021



2018 Capital Improvement Program

Program Dollar Value by Phase



Program Narrative

The 2018 Capital Improvement Program includes the 5B bond voted on and passed in November of 2018.

72% of defined bond projects have been initiated as of December 2020.

Program Float Report

Priority	Facility Name	Project ID	Project Name	Finish Date	
				Target	Forecast

Program Contingency and Remaining Funds

Program Contingency (Unallocated)	Forecast Remaining Funds in Projects	Net Remaining Program Funds
\$115,370,711	\$ (10,623,353)	\$ 104,747,358

2018 Capital Improvement Program - Project Detail

Plan Year: 2021	Work Progress		Budget Summary				
Project Description	Phase	%	Original	Current	Variance	Haz-Mat	Notes
Alameda Int'l Jr-Sr HS FF&E	Design	0%	\$378,000	\$893,750	\$515,750	\$0	IE
Allendale ES Efficiency & Future Ready	Design-DD	4%	\$752,628	\$752,628	\$0	\$0	
Allendale ES FF&E	Design	0%	\$365,872	\$196,154	(\$169,719)	\$0	
Bell MS FF&E	Design	0%	\$225,000	\$940,625	\$715,625	\$0	IE
CTE South FF&E	Design	0%	\$500,000	\$459,375	(\$40,625)	\$0	
Carmody MS Efficiency & Future Ready	Design-DD	4%	\$1,589,108	\$1,589,108	\$0	\$0	
Carmody MS FF&E	Design	0%	\$94,500	\$737,500	\$643,000	\$0	IE
Chatfield HS Efficiency & Future Ready	Design-SD	3%	\$3,021,353	\$3,021,353	\$0	\$0	
Columbine HS FF&E	Design	25%	\$1,470,000	\$1,396,250	(\$73,750)	\$0	
D'Evelyn Jr-Sr HS Efficiency & Future Ready	Design-CD	23%	\$870,082	\$870,082	\$0	\$0	
Dakota Ridge HS Efficiency & Future Ready	Design-SD	4%	\$3,342,502	\$3,342,502	\$0	\$0	
Deane ES Efficiency & Future Ready 1-ES	Design-DD/CD	3%	\$847,878	\$847,878	\$0	\$0	
Dennison ES Efficiency & Future Ready	Design-CD	4%	\$966,488	\$966,488	\$0	\$0	
Dennison ES FF&E	Design	0%	\$42,840	\$548,918	\$506,078	\$0	IE
Devinny ES Efficiency & Future Ready	Design-DD	8%	\$745,596	\$745,596	\$0	\$0	
Devinny ES FF&E	Design	0%	\$105,000	\$342,668	\$237,668	\$0	
Evergreen HS Renovation & General Upgrades	Design-DD	1%	\$10,132,492	\$10,132,492	\$0	\$0	
Evergreen MS Addition & General Upgrades	Design-DD	3%	\$7,720,755	\$7,720,755	\$0	\$0	
Everitt MS Efficiency & Future Ready	Design-DD/CD	3%	\$2,193,821	\$2,193,821	\$0	\$0	
Everitt MS FF&E	Design	0%	\$931,350	\$297,500	(\$633,850)	\$0	IE
Fitzmorris ES Efficiency & Future Ready	Design-CD	4%	\$837,624	\$837,624	\$0	\$0	
Fitzmorris ES FF&E	Design	0%	\$110,250	\$419,712	\$309,462	\$0	
Foster ES FF&E	Design	0%	\$498,750	\$279,808	(\$218,942)	\$0	
G DW Field Improvements 2021 1-ES 4-HS	Design-CD	3%	\$2,887,500	\$2,887,500	\$0	\$0	
G DW LED Lighting 2021 11-ES	Design-DD	1%	\$1,835,700	\$1,835,700	\$0	\$0	
G DW Mechanical 2021 5-ES	Design	7%	\$2,924,250	\$2,924,250	\$0	\$0	
G DW Paving 2021 2-ES 1-MS	Design-DD/CD	4%	\$682,500	\$682,500	\$0	\$0	
G DW Playgrounds 2021 9-ES	Design-SD	4%	\$763,350	\$763,350	\$0	\$0	
G DW Roofing 2021 5-ES	Design-CD	4%	\$2,109,741	\$2,109,741	\$0	\$0	
G DW Security Glass 2021 6-ES 5-MS 1-HS	Design	12%	\$96,000	\$96,000	\$0	\$0	
Green Mountain ES FF&E	Design	0%	\$38,663	\$122,360	\$83,697	\$0	
Jeffco Open School Efficiency & Future Ready 1-Other	Design-SD	0%	\$9,700,287	\$9,700,287	\$0	\$0	
Jefferson Jr-Sr HS FF&E	Design	0%	\$0	\$168,750	\$168,750	\$0	
Kullerstrand ES Efficiency & Future Ready	Design-CD	5%	\$1,143,045	\$1,143,045	\$0	\$0	
Kullerstrand ES FF&E	Design	0%	\$147,000	\$267,668	\$120,668	\$0	
Kyffin ES Efficiency & Future Ready	Design-CD	4%	\$4,144,305	\$4,144,305	\$0	\$0	
Kyffin ES FF&E	Design	0%	\$341,250	\$432,933	\$91,683	\$0	
Lasley ES Efficiency & Future Ready	Design-CD	4%	\$632,859	\$632,859	\$0	\$0	
Lasley ES FF&E	Design	0%	\$441,000	\$192,668	(\$248,332)	\$0	
Lawrence ES Efficiency & Future Ready	Design-CD	4%	\$2,575,866	\$2,575,866	\$0	\$0	
Lumberg ES FF&E	Design	0%	\$551,250	\$502,885	(\$48,365)	\$0	
Manning School FF&E	Design	0%	\$21,105	\$432,812	\$411,708	\$0	
Maple Grove ES Efficiency & Future Ready	Design-CD	5%	\$807,121	\$807,121	\$0	\$0	
Maple Grove ES FF&E	Design	0%	\$194,250	\$342,668	\$148,418	\$0	
Marshdale ES Replace School	Design-CD	2%	\$20,000,000	\$20,000,000	\$0	\$0	
Miller Special School Efficiency & Future Ready	Design-CD	5%	\$1,616,366	\$1,616,366	\$0	\$0	

JEFFCO PUBLIC SCHOOLS
Construction Management
Status of Projects by Program



Plan Year: 2021	Work Progress		Budget Summary				
Project Description	Phase	%	Original	Current	Variance	Haz-Mat	Notes
Parmalee ES FF&E	Design	0%	\$168,000	\$162,981	(\$5,019)	\$0	
Patterson Cottages Efficiency & Future Ready	Design-CD	4%	\$360,591	\$233,742	(\$126,849)	\$0	
Patterson International Efficiency & Future Ready	Design-CD	5%	\$526,229	\$526,229	\$0	\$0	
Pomona HS FF&E	Design	0%	\$1,050,000	\$622,500	(\$427,500)	\$0	
Powderhorn ES Addition & General Upgrades	Design-DD	3%	\$5,876,860	\$5,876,860	\$0	\$0	
Prospect Valley ES Replace School	Design-SD	0%	\$20,000,000	\$20,000,000	\$0	\$0	
Ralston Valley HS Addition & General Upgrades	Design-SD	2%	\$7,625,513	\$7,625,513	\$0	\$0	
Ryan ES Efficiency & Future Ready	Design-CD	8%	\$1,213,833	\$1,213,833	\$0	\$0	
Ryan ES FF&E	Design	0%	\$362,250	\$524,279	\$162,029	\$0	
Sheridan Green ES Efficiency & Future Ready	Design-CD	13%	\$851,758	\$851,758	\$0	\$0	
Sheridan Green ES FF&E	Design	0%	\$473,550	\$164,183	(\$309,367)	\$0	
Standley Lake HS Addition & General Upgrades	Design-DD	3%	\$8,033,020	\$8,033,020	\$0	\$0	
Stott ES Efficiency & Future Ready	Design-DD	4%	\$826,580	\$826,580	\$0	\$0	
Vanderhoof ES Efficiency & Future Ready	Design-DD	4%	\$1,707,668	\$1,707,668	\$0	\$0	
Wayne Carle MS FF&E	Design	0%	\$182,000	\$175,000	(\$7,000)	\$0	
Westridge ES Efficiency & Future Ready	Design-DD/CD	3%	\$418,174	\$418,174	\$0	\$0	
G DW Flooring 2021 6-ES	Bid-Award	8%	\$1,200,860	\$1,200,860	\$0	\$0	
Golden HS Doors Replacement	Construction	20%	\$263,486	\$263,486	\$0	\$0	
H DW Elevator Upgrades 2021	Construction	0%	\$0	\$350,000	\$350,000	\$0	
Slater ES Asbestos Abatement	Close Out	100%	\$0	\$0	\$0	\$6,084	

Plan Year: 2020	Work Progress		Budget Summary				
Project Description	Phase	%	Original	Current	Variance	Haz-Mat	Notes
Brady Exploration School Efficiency & Future Ready	Design-CD	13%	\$1,752,517	\$1,752,517	\$0	\$0	
Charter Montessori Peaks Academy General Upgrades	Design	88%	\$3,090,152	\$3,183,086	\$92,934	\$0	
Kendrick Lakes ES FF&E	Design	1%	\$658,840	\$615,100	(\$43,740)	\$0	
Lumberg ES Addition & General Upgrades	Design	14%	\$7,397,620	\$7,758,316	\$360,696	\$0	
Pomona HS Addition & General Upgrades	Design-CD	8%	\$9,368,604	\$9,368,604	\$0	\$0	
Bell MS Addition & General Upgrades	Construction	26%	\$6,877,348	\$6,877,348	\$0	\$0	
Belmar School of Integ. Arts FF&E	Construction	98%	\$78,750	\$403,059	\$324,309	\$0	
CTE South New Bldg	Construction	33%	\$10,000,000	\$10,000,000	\$0	\$0	
Charter Excel Academy Charter School General Upgrades	Construction	54%	\$3,090,152	\$3,187,509	\$97,357	\$0	
Conifer HS Addition & General Upgrades	Construction	67%	\$7,550,789	\$10,565,641	\$3,014,852	\$0	MC,UC,OB
Conifer HS FF&E	Construction	73%	\$892,500	\$965,625	\$73,125	\$0	
Eiber ES Efficiency & Future Ready	Construction	100%	\$1,016,502	\$1,369,511	\$353,009	\$176,782	
Eiber ES FF&E	Construction	65%	\$598,500	\$269,273	(\$329,227)	\$0	
Foster ES Addition & General Upgrades	Construction	12%	\$5,364,815	\$5,364,815	\$0	\$49,500	
Fremont ES FF&E	Construction	72%	\$157,500	\$391,400	\$233,900	\$0	
Green Mountain HS FF&E	Construction	79%	\$1,417,500	\$1,212,500	(\$205,000)	\$0	
H 581 Conference Place Reopen Phase 2	Construction	58%	\$0	\$518,877	\$518,877	\$0	UC,EC,SC
H DW HVAC 2020 2-ES 1-Other	Construction	99%	\$1,926,540	\$2,096,393	\$169,853	\$32,430	
H DW IT Cameras 2020 24-ES 7-MS 9-HS 15-Other	Construction	65%	\$867,800	\$867,800	\$0	\$0	
H DW LED Lighting - Interior 17-ES 1-Other	Construction	91%	\$2,781,920	\$3,250,314	\$468,394	\$0	
H DW Modular Bldg Removal 2020 3-ES	Construction	100%	\$0	\$461,516	\$461,516	\$0	
H DW Network Upgrades 75-ES 14-MS 12-HS 17-Other	Construction	20%	\$7,000,000	\$7,000,000	\$0	\$0	
Jefferson HS Addition & General Upgrades	Construction	31%	\$12,225,139	\$12,225,139	\$0	\$0	
Manning School Addition & General Upgrades 1-Other	Construction	20%	\$6,403,971	\$6,403,971	\$0	\$167,440	
Parmalee ES Addition & General Upgrades	Construction	10%	\$3,571,423	\$4,146,990	\$575,567	\$0	SC
Stober ES Efficiency & Future Ready 1-ES	Construction	99%	\$3,492,085	\$3,429,697	(\$62,388)	\$142,252	
Trailblazer Stadium Efficiency & Future Ready	Construction	97%	\$4,415,250	\$4,222,798	(\$192,452)	\$0	

JEFFCO PUBLIC SCHOOLS
Construction Management
Status of Projects by Program



Plan Year: 2020	Work Progress		Budget Summary				
Project Description	Phase	%	Original	Current	Variance	Haz-Mat	Notes
Wayne Carle MS Addition & General Upgrades	Construction	28%	\$5,201,180	\$4,850,545	(\$350,635)	\$0	MC
Wilmot ES FF&E	Construction	53%	\$304,500	\$377,409	\$72,909	\$0	
Witt ES Efficiency & Future Ready	Construction	99%	\$1,737,130	\$2,008,636	\$271,506	\$103,815	
Adams ES Efficiency & Future Ready	Close Out	99%	\$1,053,714	\$993,169	(\$60,544)	\$0	
Arvada HS FF&E	Close Out	100%	\$1,417,500	\$1,064,135	(\$353,365)	\$0	
Arvada K-8 Efficiency & Future Ready	Close Out	100%	\$2,094,864	\$2,027,370	(\$67,494)	\$175,842	
Belmar ES Efficiency & Future + Paving	Close Out	100%	\$690,210	\$851,506	\$161,297	\$82,001	
Charter Compass Montessori Wheat Ridge General Upgrade	Close Out	100%	\$3,090,152	\$2,013,452	(\$1,076,700)	\$0	CC
Charter Lincoln Academy Charter School General Upgrades	Close Out	100%	\$3,090,152	\$3,185,819	\$95,667	\$0	
Charter New America School New Building (formerly General	Close Out	100%	\$3,090,152	\$3,146,962	\$56,810	\$0	
Charter Rocky Mountain Deaf School General Upgrades	Close Out	91%	\$3,090,152	\$3,182,521	\$92,369	\$0	
Columbine Hills ES Efficiency & Future Ready	Close Out	99%	\$820,608	\$1,033,944	\$213,336	\$17,602	
Coronado ES Efficiency & Future Ready	Close Out	98%	\$2,377,700	\$2,216,253	(\$161,447)	\$11,023	
Coronado ES FF&E	Close Out	100%	\$525,000	\$193,990	(\$331,010)	\$0	
Dutch Creek ES Efficiency & Future Ready	Close Out	100%	\$1,101,361	\$1,241,482	\$140,121	\$35,590	
Dutch Creek ES FF&E	Close Out	100%	\$472,500	\$146,847	(\$325,653)	\$0	
Foothills ES Efficiency & Future Ready	Close Out	100%	\$883,658	\$1,132,796	\$249,138	\$49,427	
Foothills ES FF&E	Close Out	100%	\$378,000	\$138,750	(\$239,250)	\$0	
Fremont ES Efficiency & Future Ready	Close Out	100%	\$1,038,912	\$1,103,486	\$64,574	\$100,150	
Green Gables ES Efficiency & Future Ready	Close Out	100%	\$1,477,970	\$1,471,363	(\$6,607)	\$71,513	
Green Gables ES FF&E	Close Out	100%	\$399,000	\$99,268	(\$299,732)	\$0	
H DW Elevator Upgrades 3-ES 4-MS 3-HS 1-Other	Close Out	100%	\$62,465	\$378,223	\$315,758	\$0	
H DW Field Improvements 9-HS	Close Out	100%	\$8,400,000	\$19,283,486	\$10,883,486	\$165,592	SC
H DW Fire Sprinklers Replacement 3-ES 1-MS 1-Other	Close Out	99%	\$139,253	\$128,826	(\$10,427)	\$0	
H DW Flooring 2020-I 2-ES 2-Other	Close Out	100%	\$600,430	\$684,305	\$83,875	\$28,815	
H DW Flooring 2020-II 4-ES	Close Out	100%	\$411,604	\$395,793	(\$15,811)	\$58,620	
H DW Paving 2020-I 2-ES 1-MS	Close Out	99%	\$399,000	\$320,112	(\$78,888)	\$0	
H DW Paving 2020-II 3-ES 1-Other	Close Out	100%	\$509,250	\$532,621	\$23,371	\$0	
H DW Playgrounds 2020 8-ES 2-Other	Close Out	100%	\$1,051,742	\$1,382,921	\$331,179	\$0	
H DW Roofing 2020-I 3-ES 1-Other	Close Out	100%	\$2,182,195	\$2,390,411	\$208,216	\$0	
H DW Roofing 2020-II 4-ES 1-MS 1-HS	Close Out	100%	\$1,398,952	\$1,032,768	(\$366,184)	\$0	
H DW Security Glass 2020-I 11-ES 1-Other	Close Out	100%	\$88,000	\$88,000	\$0	\$0	
Hackberry Hill ES Efficiency & Future Ready	Close Out	100%	\$708,508	\$551,787	(\$156,721)	\$0	
Hutchinson ES Efficiency & Future Ready	Close Out	100%	\$1,954,477	\$1,774,295	(\$180,182)	\$79,612	
Hutchinson ES FF&E	Close Out	100%	\$288,750	\$94,708	(\$194,042)	\$0	
Lukas ES Efficiency & Future Ready	Close Out	98%	\$1,106,650	\$1,149,366	\$42,716	\$0	
Lukas ES FF&E	Close Out	100%	\$151,450	\$86,577	(\$64,873)	\$0	
Ralston ES Efficiency & Future Ready	Close Out	100%	\$827,236	\$929,054	\$101,817	\$96,176	
Semper ES Efficiency & Future Ready	Close Out	99%	\$1,540,562	\$1,585,854	\$45,291	\$0	
Stober ES FF&E	Close Out	100%	\$78,750	\$190,522	\$111,772	\$0	
Three Creeks K-8 FF&E	Close Out	100%	\$0	\$194,960	\$194,960	\$0	
Vivian ES Efficiency & Future Ready	Close Out	100%	\$1,506,673	\$1,734,921	\$228,248	\$112,174	
Welchster ES Efficiency & Future Ready	Close Out	100%	\$1,407,615	\$1,727,998	\$320,382	\$60,037	
Welchster ES FF&E	Close Out	100%	\$288,750	\$83,176	(\$205,574)	\$0	
West Jefferson MS Efficiency & Future Ready	Close Out	100%	\$1,809,680	\$1,735,505	(\$74,176)	\$0	
Westridge ES HVAC	Close Out	99%	\$780,720	\$1,544,222	\$763,502	\$0	OB,EC,SC
Witt ES FF&E	Close Out	100%	\$220,350	\$129,991	(\$90,359)	\$0	
Ken Caryl MS FACS CR + Bldg Signage	Complete	100%	\$343,200	\$374,447	\$31,247	\$22,608	

JEFFCO PUBLIC SCHOOLS
Construction Management
Status of Projects by Program



Plan Year: 2019 Project Description	Work Progress		Budget Summary				
	Phase	%	Original	Current	Variance	Haz-Mat	Notes
H North Area Transportation-Joyce Renovation	Design-CD	6%	\$349,400	\$508,571	\$159,171	\$0	
Alameda HS Addition & General Upgrades	Construction	31%	\$19,055,745	\$30,250,147	\$11,194,402	\$0	UC,SC,IE
Arvada HS Addition & General Upgrades	Construction	100%	\$12,018,096	\$15,213,781	\$3,195,685	\$249,123	UC,OB,EC, HM
Charter Collegiate Academy of Colorado General Upgrades	Construction	95%	\$3,090,152	\$3,189,213	\$99,061	\$0	
Charter Mountain Phoenix Community School General Upgra	Construction	30%	\$3,090,152	\$3,178,686	\$88,534	\$0	
Columbine HS Addition & General Upgrades	Construction	61%	\$11,482,013	\$18,580,233	\$7,098,220	\$240,027	UC,SC,OB, HM
Green Mountain HS Addition & General Upgrades	Construction	82%	\$11,105,728	\$12,160,765	\$1,055,037	\$70,021	MC,UC,SC, HM
H DW Curtain Riggings 8-HS	Construction	49%	\$0	\$192,582	\$192,582	\$0	
H DW FF&E Allocation	Construction	28%	\$0	\$55,446	\$55,446	\$0	
Kendrick Lakes ES Replace School	Construction	77%	\$22,743,115	\$20,524,820	(\$2,218,295)	\$9,660	MC
West Jefferson MS FF&E	Construction	88%	\$395,000	\$395,225	\$225	\$0	
Adams ES FF&E	Close Out	100%	\$324,450	\$156,815	(\$167,635)	\$0	
Alameda Int'l Jr-Sr Asbestos Abatement	Close Out	100%	\$0	\$0	\$0	\$545,965	HM
Charter Addenbrooke Classical Academy General Upgrades	Close Out	100%	\$3,090,152	\$3,180,941	\$90,789	\$0	
Creighton MS FF&E	Close Out	100%	\$0	\$162,251	\$162,251	\$0	
Ken Caryl MS FF&E	Close Out	100%	\$0	\$188,133	\$188,133	\$0	
Pomona HS FF&E	Close Out	100%	\$0	\$90,910	\$90,910	\$0	
Summit Ridge MS FF&E	Close Out	100%	\$0	\$192,838	\$192,838	\$0	
Three Creeks K-8 Addition & General Upgrades 1-Other	Close Out	100%	\$4,931,850	\$5,676,131	\$744,281	\$0	MC,OB
Wilmot ES Addition & General Upgrades	Close Out	100%	\$3,212,843	\$8,138,495	\$4,925,652	\$130,000	MC,UC,OB, HM
Arvada K8 FF&E	Complete	100%	\$0	\$709,697	\$709,697	\$0	19M
Charter-Compass Montessori Golden Debt Repayment	Complete	100%	\$3,090,152	\$4,246,502	\$1,156,350	\$0	CC
Charter-Jefferson Acad. Secondary Addition	Complete	100%	\$6,180,304	\$6,213,940	\$33,636	\$0	
Charter-Rocky Mtn Acad. Evergreen Debt Repayment	Complete	100%	\$3,090,152	\$3,101,864	\$11,712	\$0	
Charter-Two Roads Arvada Debt Repayment	Complete	100%	\$3,090,152	\$3,104,376	\$14,224	\$0	
Charter-Woodrow Wilson Academy Debt Repayment	Complete	100%	\$3,090,152	\$3,101,768	\$11,616	\$0	
Evergreen HS Storm Drain Repair	Complete	100%	\$0	\$389,281	\$389,281	\$0	
Everitt MS Library Renovation	Complete	100%	\$545,789	\$545,789	\$0	\$0	
H DW Building Lighting 1-MS	Complete	100%	\$299,775	\$946,487	\$646,712	\$0	19M
H DW Fire Alarms 1-ES 1-MS 1-HS 1-Other	Complete	100%	\$64,877	\$177,130	\$112,254	\$0	
H DW Flooring 12-ES 4-Other	Complete	100%	\$886,851	\$1,563,346	\$676,495	\$321,861	19M
H DW Gym Divider Curtains 6-MS 1-Other	Complete	100%	\$0	\$336,487	\$336,487	\$0	
H DW HVAC 2-MS	Complete	100%	\$185,913	\$1,500,354	\$1,314,441	\$0	19M
H DW IT Cameras 51-ES 1-HS 2-Other	Complete	100%	\$774,304	\$665,351	(\$108,953)	\$0	
H DW Irrigation 2-ES 1-MS 2-HS	Complete	100%	\$0	\$513,353	\$513,353	\$0	19M
H DW Modular Bldg Removal 8-ES 1-MS 2-Other	Complete	100%	\$0	\$408,390	\$408,390	\$0	
H DW Paving 6-ES 1-MS 2-Other	Complete	100%	\$799,050	\$1,645,759	\$846,709	\$0	19M
H DW Playgrounds 4-ES 4-Other	Complete	100%	\$873,810	\$1,566,807	\$692,997	\$0	19M
H DW Roofing 3-ES 1-HS	Complete	100%	\$2,504,598	\$4,139,927	\$1,635,329	\$0	SC
H DW Security Glass 9-ES	Complete	100%	\$67,997	\$43,303	(\$24,694)	\$6,504	
H DW Site Improvements 1-MS 11-HS	Complete	100%	\$12,157,500	\$20,327,403	\$8,169,903	\$0	SC,19M



Plan Year: 2019	Work Progress		Budget Summary				
Project Description	Phase	%	Original	Current	Variance	Haz-Mat	Notes
H DW Site Lighting 4-ES 2-Other	Complete	100%	\$130,000	\$807,114	\$677,114	\$0	19M
H North Area Transportation-Joyce Site Acquisition	Complete	100%	\$7,000,600	\$7,000,600	\$0	\$0	
Ralston Valley HS Roofing	Complete	100%	\$0	\$1,670,244	\$1,670,244	\$0	19M

Report Reference

Work Progress Columns:

Phase The current phase of the project life cycle as most recently reported by the project manager

% An estimate of payable work progress calculated from the latest status and forecast in the project management system

Budget Summary Columns:

Original The original estimated budget for the project scope

Current The latest revised budget including all approved changes

Variance The difference between the Original and Current budget

Haz-Mat Additional budget approved for hazardous materials mitigation

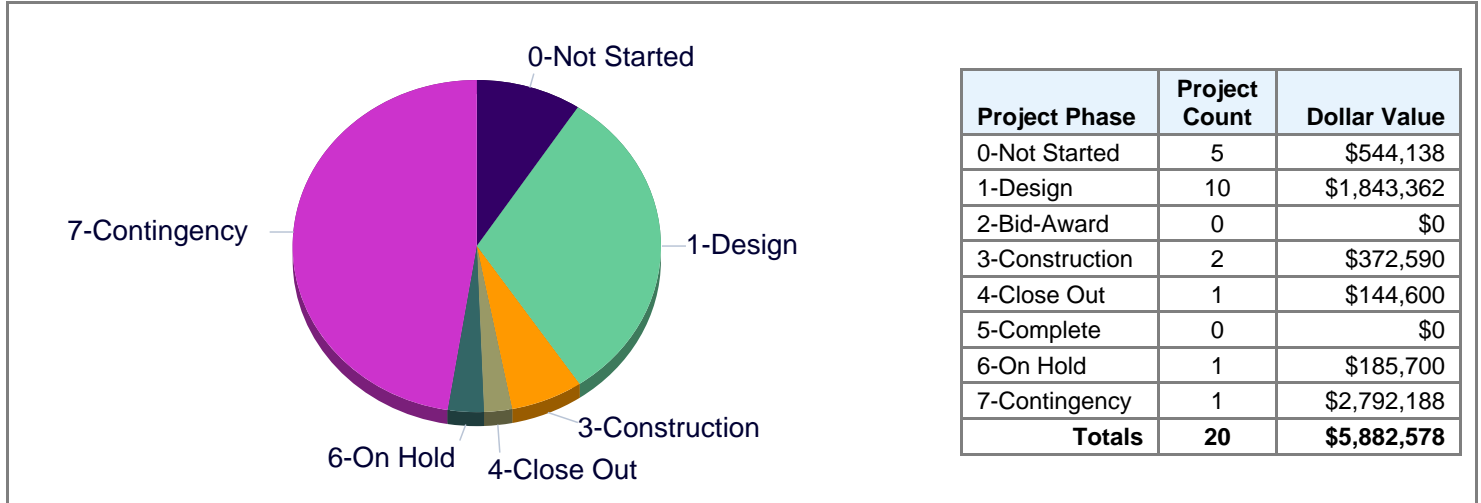
Notes Abbreviated variance descriptions for projects with significant budget Variance
 (see translation table below)

Variance Notes

Note	Description
MC	Market Conditions
UC	Unforeseen Conditions
SC	Scope Change
19M	19M Program Scope ? Initial project budget did not cover hazardous materials. If hazardous materials were identified it was paid out of program contingency.
IE	Incorrect Estimate
HM	Hazardous Materials Abatement
OB	Occupied Building
EC	Existing Conditions
CC	Budget Shared Between Charter Campuses

21M Capital Program 2021-22

Program Dollar Value by Phase



Program Narrative

The 21M Capital Program represents Fiscal Year 2021 planned projects that are expected to complete in Fiscal Year 2022. These projects are reviewed by the Capital Asset Advisory Committee.

Program Float Report

Program Float Report				Finish Date	
Priority	Facility Name	Project ID	Project name	Target	Forecast

Program Contingency and Remaining Funds

Program Contingency (Unallocated)	Forecast Remaining Funds in Projects	Net Remaining Program Funds
\$2,792,188	\$123,738	\$2,915,926

21M Capital Program 2021-22

Remaining Projects

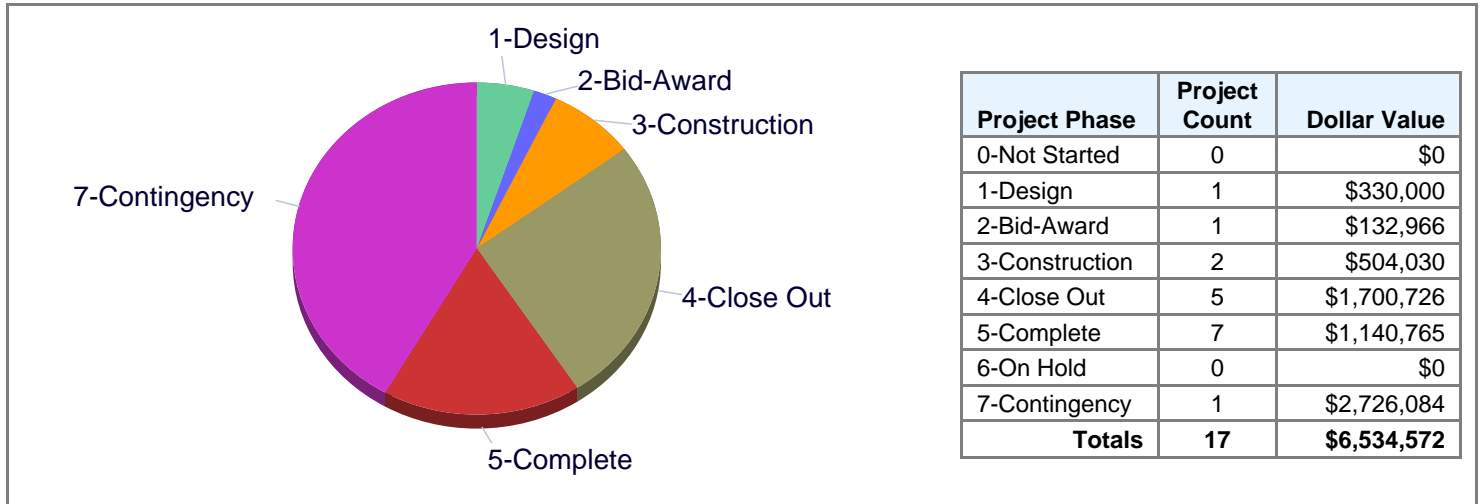
Project Description	Phase
21M 5th Floor Data Center Improvements	0-Not Started
21M DW Energy Conservation Allocation	0-Not Started
21M DW Small Projects 2 Allocation	0-Not Started
21M DW Utilization Allocation	0-Not Started
21M Jeffco Open School Playground	0-Not Started
21M Candelas Regional Trail	1-Design
21M Conifer HS FF&E	1-Design
21M DW Planning & Design Allocation	1-Design
21M DW Property Disposal Allocation	1-Design
21M DW Small Projects 1 Allocation	1-Design
21M DW Temp. Bldg. Lease Allocation	1-Design
21M DW Water Engineering Allocation	1-Design
21M D'Evelyn Jr-Sr HS Roofing	3-Construction
21M DW Pilot-HVAC UV Lighting	3-Construction
21M 809 Bldg 1 Security Dispatch System	4-Close Out
21M Ken Caryl MS Parking Lot	6-On Hold
21M Program Contingency	7-Contingency

Plan Year: 2021

Project Description	Phase
21M Alameda Intl Kitchen-Cafeteria Renovation	1-Design

20M Capital Program 2020-21

Program Dollar Value by Phase



Program Narrative

The 20M Capital Program 2020 -2021 represents Fiscal Year 2020 planned projects that are expected to complete in Fiscal Year 2021. These projects are reviewed by the Capital Asset Advisory Committee.

Program Float Report

Priority	Facility Name	Project ID	Project name	Finish Date	
				Target	Forecast

Program Contingency and Remaining Funds

Program Contingency (Unallocated)	Forecast Remaining Funds in Projects	Net Remaining Program Funds
\$2,726,084	(\$36,209)	\$2,689,875

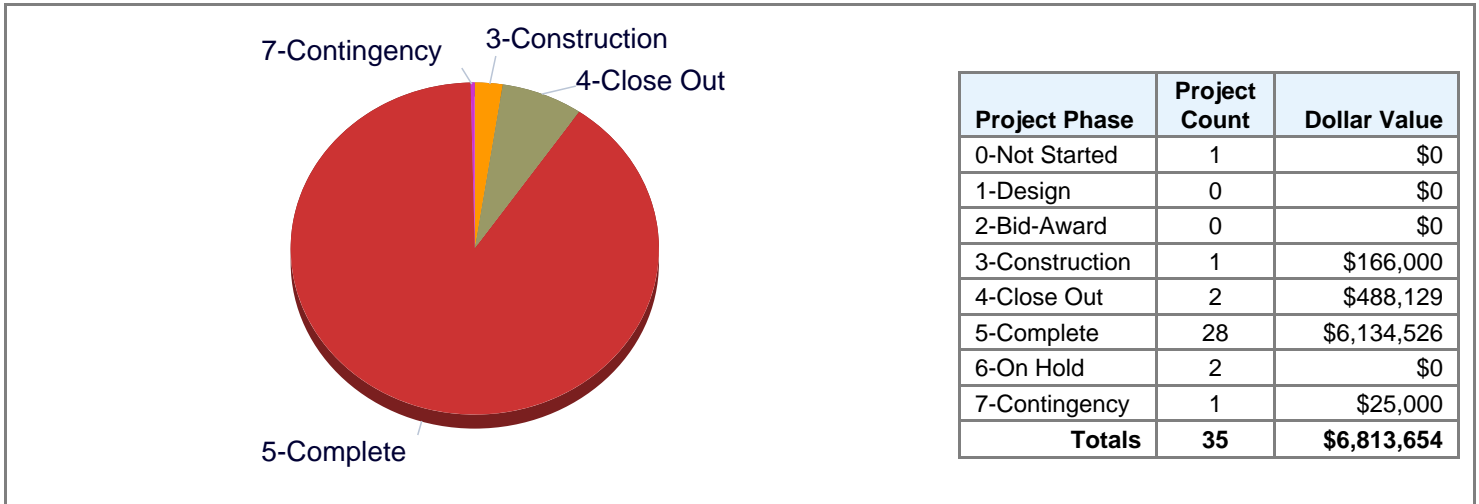
20M Capital Program 2020-21

Remaining Projects

Project Description	Phase
20M DW Small Projects 2 Allocation	1-Design
20M Parmalee ES School Zone Enhancements	2-Bid-Award
20M Alameda Int'l HS Auditorium Renovation	3-Construction
20M DW Tractor Sheds	3-Construction
20M 809 Campus Fabric Storage Shelter	4-Close Out
20M Applewood Cottages Offices for EAP	4-Close Out
20M D'Evelyn Jr-Sr HS Utilities for Temps	4-Close Out
20M DW Planning & Design Allocation	4-Close Out
20M Golden HS Chiller Replacement	4-Close Out
20M Program Contingency	7-Contingency

19M Capital Program 2019-2020

Program Dollar Value by Phase



Program Narrative

The 19M Capital Program 2019 -2020 represents Fiscal Year 2019 planned projects that are expected to complete in Fiscal Year 2020. These projects are reviewed by the Capital Asset Advisory Committee.

Program Float Report

Priority	Facility Name	Project ID	Project name	Finish Date	
				Target	Forecast

Program Contingency and Remaining Funds

Program Contingency (Unallocated)	Forecast Remaining Funds in Projects	Net Remaining Program Funds
\$25,000	(\$1,584)	\$23,416

19M Capital Program 2019-2020

Remaining Projects

Project Description	Phase
19M DW FF&E Allocation	3-Construction
19M DW Energy Conservation Allocation	4-Close Out
19M Golden HS School-Based Health Ctr	4-Close Out
19M Program Contingency	7-Contingency

**Department of Construction Management
Program Financial Summary Report**



Date: Jan 19, 2021

Program	Program Contingency (Unallocated)	Forecast Remaining Funds in Projects	Net Remaining Program Funds
H/G 2018 Capital Improvement Plan	\$115,370,711.00	(\$10,623,353.00)	\$104,747,358.00
21M 21M Mini Program 2021-22	\$2,792,188.31	\$123,737.89	\$2,915,926.20
20M 20M Mini Program 2020-21	\$2,726,084.15	(\$36,208.74)	\$2,689,875.41
19M 19M Mini Program 2019-20	\$25,000.00	(\$1,584.00)	\$23,416.00
Total:	\$120,913,983.46	(\$10,537,407.85)	\$110,376,575.61